



## WELCOME RECEPTION





WEDNESDAY, 23 SEPTEMBER 2026

7:00 PM – 11:00 PM


 STRANDZUID  
 EUROPAPLEIN 22,  
 GZ AMSTERDAM,  
 THE NETHERLANDS

 <https://strand-zuid.nl/>

## DAY 1 THURSDAY, 24 SEPTEMBER 2026

- |               |  |   |
|---------------|--|---|
| 09:00 – 09:10 |  <b>THORBEN SCHULZE</b><br>Qalibra CT   | WELCOME AND RESEARCH ADVANCES IN EQUINE VETERINARY CT IMAGING, CLINICAL UPDATES AND PERSPECTIVE   |
| 09:10 – 09:20 |  <b>BEN BECK</b><br>Vet-Cube   | CT DEPLOYMENT AND MODULAR AND CONTAINER-BASED SETUPS, WORKFLOW AND OPERATIONAL CONSIDERATIONS   |
| 09:20 – 09:50 |  <b>RENÉ DEGROS</b><br>Vice President,<br>Canon Medical Systems Europe                    | INNOVATIONS IN ADVANCED MEDICAL IMAGING, CANON MEDICAL SYSTEMS  |
| 09:50 – 10:30 |  <b>ANNA ERIKSSON-KIEFFER</b><br>Evidensia Specialistdjursjukhuset<br>Helsingborg, Sweden | 1,5 YEARS OF QALIBRA EXPERIENCE, CASE NUMBERS, WORKFLOW INTEGRATION AND MEASURABLE IMPACT TO ANSWER THE QUESTIONS ABOUT WHICH CASES TRULY BENEFIT FROM CT AND WHEN DOES CT MAKE SENSE |

10:30 – 11:00  **COFFEE**

11:00 – 11:40  **MICHELLE JACKSON**  
 Tierspital, Zurich University, Switzerland


THE USE OF COMPUTED TOMOGRAPHY-BASED NAVIGATION IN EQUINE SURGERY, PRELIMINARY EXPERIMENTAL STUDIES IN FIRST CLINICAL CASES IN HORSES




### USER-PROGRAM

11:40 – 12:35 INTERACTIVE CASE-BASED ANATOMY WORKSHOP (QUIZ)  
**GABRIEL MANSO-DIAZ**  
 Complutense University of Madrid, Spain

12:35 – 1:50  **LUNCH**

1:50 – 2:30  **FILIP VANDENBERGHE**  
 Dierenkliniek De Bosdreef, Belgium

CERVICAL SPINES PATHOLOGY: WHEN THE SAME IMAGE GIVES DIFFERENT CLINICAL SIGNS – HOW TO DECIDE WHAT TO DO?

2:30 – 3:10  **JAN-HEIN SWAGEMAKERS**  
 Tierklinik Lusche, Germany

PRECISION UNDER THE PORTAL: CT-ASSISTED MINIMALLY INVASIVE SPINE SURGERY IN THE EQUINE PATIENT

3:10 – 3:40  **COFFEE**

3:40 – 4:20  **PHILIP KIEFFER**  
 Evidensia Specialistdjursjukhuset  
 Helsingborg, Sweden

BACK AND PELVIS IMAGING: EXPANDING DIAGNOSTIC CONFIDENCE

4:20 – 5:00  **GABRIEL MANSO-DIAZ**  
 Complutense University of Madrid, Spain

CT VERSUS US OF THE LUMBOSACRAL ILIAC JUNCTION



### NON-USER-PROGRAM

11:40 – 1:10 CANON ACADEMY TOUR  
 HANDS-ON CT-SCAN DEMONSTRATION: WORKFLOW  
 FRONT ACQUISITION TO VIEWING


1:10 – 1:50  **LUNCH**



## DINNER

7:00 PM – 01:00 AM

KANARIE CLUB  
 BELLAMYPLEIN 51,  
 1053 AT AMSTERDAM,  
 THE NETHERLANDS

 <http://kanarieclub.nl/>



LEADING EXPERTS  
IN EQUINE CT IMAGING




HANDS-ON  
CT EXPERIENCE



INNOVATION  
& KNOWLEDGE



NETWORKING  
& CONNECTIONS



## DAY 2

FRIDAY, 25 SEPTEMBER 2026

09:00 – 10:05



**PANEL DISCUSSION:**  
HIGH SUSPENSORY LIGAMENT  
PATHOLOGY IN CT

- Elisabeth van Veggel
- Filip Vandenberghe
- Vanessa Peter
- Philip Kieffer

10:05 – 10:45



Gabriel Manso-Diaz  
Complutense University  
of Madrid, Spain

CT OF DENTAL DISEASES

10:45 – 11:15



**COFFEE**

11:15 – 11:55



Lise Rasmussen  
Eindhoven,  
The Netherlands

CONTRAST IN COMPUTED TOMOGRAPHY IMAGING:  
WHAT, WHERE & WHY?

11:55 – 12:35



Penny Dow  
Scone Equine Hospital,  
Australia

VENOGRAM IN STANDING  
CT EXAMINATIONS

12:35 – 1:50



**LUNCH & GROUP PHOTO**



1:50 – 2:30



Louis Vandekerckhove  
Ghent University, Belgium

EMERGING RESEARCH IN DUAL ENERGY CT  
APPLICATIONS & CLINICAL POTENTIAL  
IN VETERINARY MEDICINE

2:30 – 3:10



Freddie Dash  
RVC, Royal Veterinary College,  
University of London,  
United Kingdom

DUAL ENERGY CT FOR THE  
DETECTION OF BONE MARROW LESIONS

3:10 – 3:40



**COFFEE**

3:40 – 4:20



Elisabeth van Veggel  
SMDC, Sporthorse Medical  
Diagnostic Center,  
The Netherlands

CT VS MRI:  
OPTIMIZING ORTHOPEDIC IMAGING

4:20 – 5:00



Vanessa Peter  
Rossdales Veterinary  
Surgeons, United Kingdom

COMPUTED TOMOGRAPHY OF THE PROXIMAL  
EQUINE LIMB: ADVANCES IN DIAGNOSTIC IMAGING

### *Informal Get-Together*

If you stay an extra night in the city and are looking for an evening out, you may meet the Qalibra team here. You are welcome to join.



Polo Museumplein  
1071 AP Amsterdam, The Netherlands



<https://www.museumpleinpoloamsterdam.com>



at your own expense



The Tierärztliche Akademie für Fortbildung (ATF) has accredited this event with 12 hours of continuing education.

# QALIBRA

IN COLLABORATION WITH **Canon**